

XB10 10 & 15 joule xenon beacon range

Ex d(e), weatherproof



Overview

These compact and lightweight 10 & 15 Joule beacons have been designed for use in potentially explosive atmospheres and harsh environmental conditions.

The beacon housing, including the flamepaths, is manufactured completely from a UV stable glass reinforced polyester which is ideally suited for use offshore and onshore. Stainless steel screws and mounting bracket are incorporated ensuring a totally corrosion free unit.

An additional body clamp is available for high-vibration environments. Units can be painted to customer specification and supplied with identification labels.

Features

- Zone 1 and Zone 2 use
- Ex d(e) IIB T4
- ATEX approved, Ex II 2G
- IECEx certified Gb
- Brazilian (INMETRO) certified
- IP66 and IP67
- Certified temperature -55°C to $+55^{\circ}\text{C}$ *

*Model dependent

- Low current 10 Joule version available
- Corrosion Free GRP
- Various lens colours
- Lens guard fitted as standard
- Stainless steel mounting bracket & screws
- Replaceable twin tubes
- Optional telephone initiate
- Optional earth continuity



Certifications

ATEX Ex d	Cert. no. BAS00ATEX2204X Certified to: EN60079-0, EN60079-1 Ex II 2G, Ex d IIB T4 Gb
ATEX Ex de	Cert. no. BAS00ATEX2226X Certified to: EN IEC 60079-0, EN60079-1, EN IEC 60079-7 Ex II 2G Ex db eb IIB T4 Gb
IECEX Ex d	Cert. no. IECEX BAS 10.0086X Certified to: IEC60079-0, IEC60079-1 Ex d IIB T4 Gb
IECEX Ex de	Cert. no. IECEX BAS 10.0087X Certified to: IEC60079-0, IEC60079-1, IEC60079-7 Ex db eb IIB T4 Gb
INMETRO Ex d	Ex d IIB T4 Gb

Specifications

Material	Body: glass reinforced polyester Lens: glass Cover screws + bracket: stainless steel 316
Finish	Natural black or painted to customer specification
Weight	Ex d 2.8kg, Ex de 3.6kg
Certified temp	15J unit: Exd -55°C to +50°C Ex db eb -50°C to +50°C 10J unit: Exd -55°C to +65°C Ex db eb -50°C to +65°C
Ingress protection	IP66 & IP67
Fire retardancy	GRP is fire retardant to ISO 1210
Terminals	4 x 2.5mm ² (dc), 6 x 2.5mm ² (ac)
Mounting	Wall mounted via bracket
Tube life	>1x10 ⁶ flashes

Electrical ratings:

Voltage	dc				ac			
	24	48	110	220/240/254	110	220/240/254	110	220/240/254
Tube energy (J)	10	15	10	15	10	15	10	15
Current (mA)	700	1200	300	560	190	300	100	145
Effective intensity (Cd)	285	330	285	330	285	330	285	330
Peak intensity (Cd)	74179	111269	74179	111269	74179	111269	74179	111269
Power consumption (W)	16.8	28.8	14.4	26.8	20.9	33	24	34.8
Flash rate	1Hz (other flash rates available on request, please specify)							

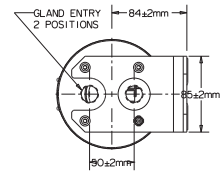
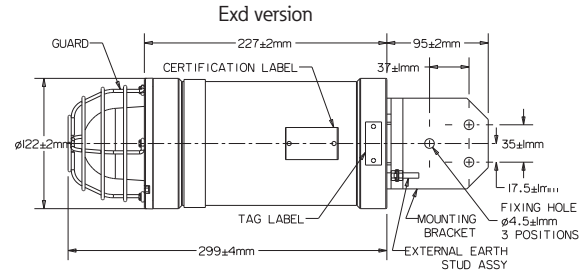
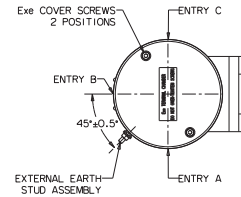
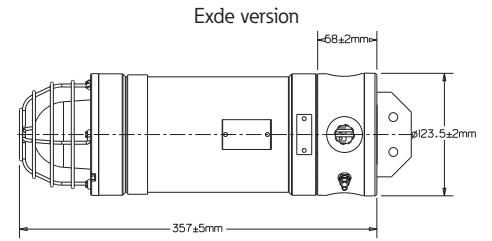
Note: The above figures (Cd) are for a clear lens @ 1Hz flash rate

Ordering requirements

The following code is designed to help in selection of the correct unit. Build up the reference number by inserting the code for each component into the appropriate box

Model	Certification	Voltage	Power	Lens colour	Tag/duty	Options	Entries	Finish																																																																																																
XB10																																																																																																								
	<table border="1"> <thead> <tr> <th>Certification</th> <th>Code</th> </tr> </thead> <tbody> <tr><td>Uncertified</td><td>W</td></tr> <tr><td>Ex d</td><td>D</td></tr> <tr><td>Ex de</td><td>E</td></tr> <tr><td>IECEX Ex d</td><td>DJ</td></tr> <tr><td>IECEX Ex de</td><td>EJ</td></tr> <tr><td>INMETRO Ex d</td><td>DM</td></tr> </tbody> </table>	Certification	Code	Uncertified	W	Ex d	D	Ex de	E	IECEX Ex d	DJ	IECEX Ex de	EJ	INMETRO Ex d	DM	<table border="1"> <thead> <tr> <th>Voltage</th> <th>Code</th> </tr> </thead> <tbody> <tr><td>24Vdc</td><td>024</td></tr> <tr><td>48Vdc</td><td>048</td></tr> <tr><td>110Vac</td><td>110</td></tr> <tr><td>220Vac</td><td>220</td></tr> <tr><td>240Vac</td><td>240</td></tr> <tr><td>254Vac</td><td>254</td></tr> </tbody> </table>	Voltage	Code	24Vdc	024	48Vdc	048	110Vac	110	220Vac	220	240Vac	240	254Vac	254	<table border="1"> <thead> <tr> <th>Power</th> <th>Code</th> </tr> </thead> <tbody> <tr><td>10J</td><td>T</td></tr> <tr><td>15J</td><td>F</td></tr> </tbody> </table>	Power	Code	10J	T	15J	F	<table border="1"> <thead> <tr> <th>Lens colour</th> <th>Code</th> </tr> </thead> <tbody> <tr><td>Red</td><td>R</td></tr> <tr><td>Blue</td><td>B</td></tr> <tr><td>Green</td><td>G</td></tr> <tr><td>Amber</td><td>A</td></tr> <tr><td>Yellow</td><td>Y</td></tr> <tr><td>Clear</td><td>C</td></tr> </tbody> </table>	Lens colour	Code	Red	R	Blue	B	Green	G	Amber	A	Yellow	Y	Clear	C	<table border="1"> <thead> <tr> <th>Label</th> <th>Code</th> </tr> </thead> <tbody> <tr><td>None</td><td>N</td></tr> <tr><td>Yes</td><td>Y*</td></tr> </tbody> </table> <p>* Please specify</p>	Label	Code	None	N	Yes	Y*	<table border="1"> <thead> <tr> <th>Option</th> <th>Code</th> </tr> </thead> <tbody> <tr><td>None</td><td>N</td></tr> <tr><td>Telephone initiate</td><td>T</td></tr> <tr><td>Earth continuity</td><td>E</td></tr> <tr><td>3m cable tail</td><td>G</td></tr> </tbody> </table>	Option	Code	None	N	Telephone initiate	T	Earth continuity	E	3m cable tail	G	<table border="1"> <thead> <tr> <th>Entries</th> <th>Code</th> </tr> </thead> <tbody> <tr><td>Ex d</td><td></td></tr> <tr><td>1 x M20</td><td>1B</td></tr> <tr><td>1 x PG13.5</td><td>1P</td></tr> <tr><td>2 x M20</td><td>2B</td></tr> <tr><td>2 x PG13.5</td><td>2P</td></tr> <tr><td>Ex de</td><td></td></tr> <tr><td>3 x M20</td><td>3B</td></tr> </tbody> </table>	Entries	Code	Ex d		1 x M20	1B	1 x PG13.5	1P	2 x M20	2B	2 x PG13.5	2P	Ex de		3 x M20	3B	<table border="1"> <thead> <tr> <th>Finish</th> <th>Code</th> </tr> </thead> <tbody> <tr><td>Natural black</td><td>N</td></tr> <tr><td>Red</td><td>R</td></tr> <tr><td>Blue</td><td>B</td></tr> <tr><td>Yellow</td><td>Y</td></tr> <tr><td>Grey</td><td>G</td></tr> <tr><td>White</td><td>W</td></tr> <tr><td>Special</td><td>S*</td></tr> </tbody> </table> <p>* Please specify</p>	Finish	Code	Natural black	N	Red	R	Blue	B	Yellow	Y	Grey	G	White	W	Special	S*
Certification	Code																																																																																																							
Uncertified	W																																																																																																							
Ex d	D																																																																																																							
Ex de	E																																																																																																							
IECEX Ex d	DJ																																																																																																							
IECEX Ex de	EJ																																																																																																							
INMETRO Ex d	DM																																																																																																							
Voltage	Code																																																																																																							
24Vdc	024																																																																																																							
48Vdc	048																																																																																																							
110Vac	110																																																																																																							
220Vac	220																																																																																																							
240Vac	240																																																																																																							
254Vac	254																																																																																																							
Power	Code																																																																																																							
10J	T																																																																																																							
15J	F																																																																																																							
Lens colour	Code																																																																																																							
Red	R																																																																																																							
Blue	B																																																																																																							
Green	G																																																																																																							
Amber	A																																																																																																							
Yellow	Y																																																																																																							
Clear	C																																																																																																							
Label	Code																																																																																																							
None	N																																																																																																							
Yes	Y*																																																																																																							
Option	Code																																																																																																							
None	N																																																																																																							
Telephone initiate	T																																																																																																							
Earth continuity	E																																																																																																							
3m cable tail	G																																																																																																							
Entries	Code																																																																																																							
Ex d																																																																																																								
1 x M20	1B																																																																																																							
1 x PG13.5	1P																																																																																																							
2 x M20	2B																																																																																																							
2 x PG13.5	2P																																																																																																							
Ex de																																																																																																								
3 x M20	3B																																																																																																							
Finish	Code																																																																																																							
Natural black	N																																																																																																							
Red	R																																																																																																							
Blue	B																																																																																																							
Yellow	Y																																																																																																							
Grey	G																																																																																																							
White	W																																																																																																							
Special	S*																																																																																																							

General arrangement drawing (all dimensions in mm)



Multiplying factor for coloured lens:

Red	Blue	Amber	Green	Yellow
0.15	0.12	0.51	0.49	0.86

The photometric data has been verified by BSI. A report is available if required.